



GANPATI PLASTFAB LIMITED

Registered Office: 334, Nemi Sagar Colony, ShekhawatMansingh Block, Queens Road, Vaishali Nagar Jaipur PH: 0141-4023650

Administrative Office: UL-7, Amber Tower, Sansar Chandra Road, Jaipur -302001, Phone :-0141-4001716, 2321716

Email: mail@gpl.co.in CIN: - L25209RJ1984PLC003152

Website: www.gpl.co.in

To,
The Listing Department,
Calcutta Stock Exchange Limited
7, Lyons Range,
Kolkata-700001, West Bengal

CSE Scrip Code: 017088

Subject: Compliance of Shareholding pursuant to Regulation 31 (1)(b) of the Securities and Exchange Board of India (Listing Obligations and Disclosure Requirements) Regulations, 2015

Dear Sir/Ma'am,

Pursuant to Regulation 31(1)(b) of the Securities and Exchange Board of India (Listing Obligation and Disclosure Requirements), 2015, please find enclosed herewith the Shareholding pattern of the Company for the quarter ended on **31st March, 2021** in the prescribed Format.

Kindly consider the same.

Thanking you,

Yours Faithfully,
for Ganpati Plastfab Limited




Harshita Khandelwal
Company Secretary cum Compliance Officer
M. No. A58855

Place: Jaipur
Date: 10th April, 2021

Encl.: As above

FACTORY ADDRESSES:

Unit -I C-58(B), Road No.2-D, Industrial Area, Bindayaka Jaipur - 302 012 Ph.0141-2240573,2240721

Unit -II A-200, Industrial Area, Bagru Extension Phase -II, Bagru Jaipur - 303 007 Ph. 0141-2168354,2168353

Format of holding of specified securities

Annexure - I

- 1 Name of Listed Entity: **Ganpati Plastfab Limited**
- 2 CSE Scrip Code/ Class of Shares: **017088/ Equity Shares**
- 3 Share Holding Pattern Filed under: Reg. 31(1) (b): **Quarter Ended 31st March, 2021**
- 4 Declaration: The Listed entity is required to submit the following declaration to the extent of submission of information:

	Particulars	Yes*	No*
a	Whether the Listed Entity has issued any partly paid up shares	-	No
b	Whether the Listed Entity has issued any Convertible Securities or Warrants?	-	No
c	Whether the Listed Entity has any shares against which depository receipt are issued?	-	No
d	Whether the Listed Entity has any shares in locked-in?	-	No
e	Whether any shares held by promoters are pledge or otherwise encumbered?	-	No

*if the Listed Entity selects the option 'NO' for the questions above, the columns for the partly paid up shares, Outstanding Convertible Securities/Warrants, depository receipts, locked-in shares, No of shares pledged or otherwise encumbered by promoters, as applicable, shall not be displayed at the time of dissemination on the Stock Exchange website. Also wherever there is 'No' declared by Listed entity in above table the values will be considered as 'Zero' by default on submission of the format of holding of specified securities.

- 5 The tabular format for disclosure of holding of specified securities is as follows :




Table I - Summary Statement holding of specified securities

Category (i)	Category of shareholder (ii)	Nos. of shareholders (iii)	No. of fully paid-up equity shares held (iv)	No. of partly paid-up equity shares held (v)	No. of shares underlying Depository Receipt (vi)	Total nos. shares held (vii) = (iv)+(v)+(vi)	Shareholding as a % of total no. of shares (calculated as per SCRR, 1957) (viii) As a % of (A+B+C2)	Number of Voting Rights held in each class of securities (ix)			No. of Shares underlying convertible securities (including Warrants) (x)	Total Shareholding as a % assuming full conversion of convertible securities (as a percentage of diluted share capital) (xi) = (vii)+(x) as a % of (A+B+C)	Number of Locked in shares (xii)		Number of Shares pledged or otherwise encumbered (xiii)		Number of equity shares held in dematerialized form (xiv)
								No. of Voting Rights		Total as a % of (A+B+C)			No.	As a % of total Shares held	No.	As a % of total Shares held	
								Class X	Class Y								
(A)	Promoter & Promoter Group	20	1592600	0	0	1592600	59.86	0	1592600	59.86	0	0	0	0	0	0	0
(B)	Public	631	1068000	0	0	1068000	40.14	0	1068000	40.14	0	0	0	0	0	0	0
(C)	Non Promoter - Non Public	0	0	0	0	0	0	0	0	0	0	0	0	0	0	0	0
(C1)	Shares underlying DRs	0	0	0	0	0	0	0	0	0	0	0	0	0	0	0	0
(C2)	Shares held by Employee Trusts	0	0	0	0	0	0	0	0	0	0	0	0	0	0	0	0
	TOTAL	651	2660600	0	0	2660600	100	0	2660600	100.00	0	0	0	0	0	0	0



Table I - Statement showing shareholding pattern of the Promoter and Promoter Group

Category & Name of shareholders	PAN (i)	Nos. of shareholders (ii)	No. of fully paid-up equity shares held (iv)	No. of equity shares held (v)	Nos. of underlying Depository Receipt (vi)	Total nos. shares held (vii) = (iv)+(v)+(vi)	Shareholding % calculated as per SCRR, 1957 As a % of (A+B+C2) (viii)	Number of Voting Rights held in each class of securities (ix)			No. of Shares Underlying convertible securities (including Warrants) (x)	Total Shareholding as a % assuming full conversion of convertible securities (as a percentage of diluted share capital) (xi) = (x)/(vii) as a % of (A+B+C)	Number of Locked in shares (xii)		Number of Shares pledged or otherwise encumbered (xiii)		Number of equity shares held in dematerialised form (xiv)	
								Class x	Class y	Total			No. (a)	As a % of total Shares held (b)	No. (a)	As a % of total Shares held (b)		
(1) Indian																		
(e) Individuals/Hindu undivided Family																		
Ashok Kumar Pabwal	ACGPF1660H	1	245600	0	0	245600	9.23	0	245600	0	9.23	0	0	0	0	0	0	0
Pradeep Saraf	AETPS0084B	1	242788	0	0	242788	9.13	0	242788	0	9.13	0	0	0	0	0	0	0
Mahendra R Saraf	ADTPS8670C	1	95100	0	0	95100	3.57	0	95100	0	3.57	0	0	0	0	0	0	0
Madu Pabwal	ADJPF6156C	1	140747	0	0	140747	5.29	0	140747	0	5.29	0	0	0	0	0	0	0
Ankur Pabwal	ADJPF8326N	1	217373	0	0	217373	8.17	0	217373	0	8.17	0	0	0	0	0	0	0
Ankita Pabwal	ASHPP0894N	1	13350	0	0	13350	0.50	0	13350	0	0.50	0	0	0	0	0	0	0
Shishir Saraf	AEMPS7247F	1	113262	0	0	113262	4.26	0	113262	0	4.26	0	0	0	0	0	0	0
Anita Saraf	AJTPS9200J	1	96300	0	0	96300	3.62	0	96300	0	3.62	0	0	0	0	0	0	0
Shalini Saraf	AETPS1629C	1	154500	0	0	154500	5.81	0	154500	0	5.81	0	0	0	0	0	0	0
Manish K Murarka	AAHPM1595F	1	6700	0	0	6700	0.25	0	6700	0	0.25	0	0	0	0	0	0	0
Keshi P Murarka	AAHPM1563D	1	3400	0	0	3400	0.13	0	3400	0	0.13	0	0	0	0	0	0	0
Anil K Murarka	AACPM4936D	1	6700	0	0	6700	0.25	0	6700	0	0.25	0	0	0	0	0	0	0
Shradha Pabwal	AKVPK1622M	1	4000	0	0	4000	0.15	0	4000	0	0.15	0	0	0	0	0	0	0
Ninamma Saraf	AAOPK3593R	1	2000	0	0	2000	0.08	0	2000	0	0.08	0	0	0	0	0	0	0
Sub-Total (A)(1)(e)		14	1341820	0	0	1341820	50.44	0	1341820	0	50.44	0	0	0	0	0	0	0
(b) Central Government/State Government(s)		0	0	0	0	0	0.00	0	0	0	0.00	0	0	0	0	0	0	0
(c) Financial Institutions/Banks		0	0	0	0	0	0.00	0	0	0	0.00	0	0	0	0	0	0	0
(d) Any Other		0	0	0	0	0	0.00	0	0	0	0.00	0	0	0	0	0	0	0
Firms																		
A K Pabwal & Sons	AACHA9725J	1	212580	0	0	212580	7.99	0	212580	0	7.99	0	0	0	0	0	0	0
Pradeep Saraf & Sons	AADHP4995G	1	28300	0	0	28300	1.06	0	28300	0	1.06	0	0	0	0	0	0	0
Mahendra R Saraf & Sons	AADHM2925N	1	9900	0	0	9900	0.37	0	9900	0	0.37	0	0	0	0	0	0	0
Bodies Corporate		0	0	0	0	0	0.00	0	0	0	0.00	0	0	0	0	0	0	0
Trusts		0	0	0	0	0	0.00	0	0	0	0.00	0	0	0	0	0	0	0
Clearing Members		0	0	0	0	0	0.00	0	0	0	0.00	0	0	0	0	0	0	0
Sub-Total (A)(1)		17	1592600	0	0	1592600	59.86	0	1592600	0	59.86	0	0	0	0	0	0	0
(2) Foreign		0	0	0	0	0	0.00	0	0	0	0.00	0	0	0	0	0	0	0
(e) Individuals (Non-Resident Individuals/Foreign Individuals)		0	0	0	0	0	0.00	0	0	0	0.00	0	0	0	0	0	0	0
(f) Government		0	0	0	0	0	0.00	0	0	0	0.00	0	0	0	0	0	0	0
(c) Institutions		0	0	0	0	0	0.00	0	0	0	0.00	0	0	0	0	0	0	0
(d) Foreign Portfolio Investor		0	0	0	0	0	0.00	0	0	0	0.00	0	0	0	0	0	0	0
(e) Any Other		0	0	0	0	0	0.00	0	0	0	0.00	0	0	0	0	0	0	0
OCBs		0	0	0	0	0	0.00	0	0	0	0.00	0	0	0	0	0	0	0
Sub-Total (A)(2)		0	0	0	0	0	0.00	0	0	0	0.00	0	0	0	0	0	0	0
Total Shareholding of Promoter and Promoter Group (A)(1)+(A)(2)		17	1592600	0	0	1592600	59.86	0	1592600	0	59.86	0	0	0	0	0	0	0

* Note: Three promoters having double folios, Hence total No. of promoters are 21.
* The Promoter Category has been regrouped




Table III - Statement showing shareholding pattern of the Public shareholder

Category & Name of shareholders (i)	PAN (ii)	Nos. of shareholders (iii)	No. of fully paid-up equity shares held (iv)	No. of partly paid-up equity shares held (v)	Nos. of shares underlying Depository Receipt (vi)	Total nos. shares held (vii) = (iv)+(v)+(vi)	Shareholding % calculated as per SCRR, 1957 as a % of (A+B+C2) (viii)	Number of Voting Rights held in each class of securities (ix)			Total as a % of Total Voting Rights	No. of Shares Underlying Outstanding convertible securities (including Warrants) (x)	Total Shareholding as a % assuming full conversion of convertible securities (as a percentage of diluted share capital) (xi) = (x)/(A+B+C)	Number of Locked in securities (xii)		Number of Shares pledged or otherwise unencumbered (xiii)		Number of equity shares held dematerialized form (xiv)
								Class x	Class y	Total				No. (a)	As a % of total Shares held (b)	No. (a)	As a % of total Shares held (b)	
1			0	0	0	0	0	0	0	0	0	0	0	0	0	0	0	0
(a) Mutual Funds/ CRE Mutual Fund		1	68400	0	0	68400	2.57	68400	0	68400	2.57	0	0	0	0	0	0	0
(b) Venture Capital Funds		0	0	0	0	0	0	0	0	0	0	0	0	0	0	0	0	0
(c) Alternate Investment Funds		0	0	0	0	0	0	0	0	0	0	0	0	0	0	0	0	0
(d) Foreign Venture Capital Investors		0	0	0	0	0	0	0	0	0	0	0	0	0	0	0	0	0
(e) Foreign Portfolio Investors		0	0	0	0	0	0	0	0	0	0	0	0	0	0	0	0	0
(f) Financial Institutions/Banks		0	0	0	0	0	0	0	0	0	0	0	0	0	0	0	0	0
(g) Insurance Companies		0	0	0	0	0	0	0	0	0	0	0	0	0	0	0	0	0
(h) Provident Funds/Pension Funds		0	0	0	0	0	0	0	0	0	0	0	0	0	0	0	0	0
(i) Any Other (Specify)		1	68400	0	0	68400	2.57	68400	0	68400	2.57	0	0	0	0	0	0	0
Sub-Total (B)(1)						68400	2.57			68400	2.57							
2			0	0	0	0	0	0	0	0	0	0	0	0	0	0	0	0
Central Government/State Government(s)/ President of India		0	0	0	0	0	0	0	0	0	0	0	0	0	0	0	0	0
Sub-Total (B)(2)							0.00				0.00							
3			0	0	0	0	0	0	0	0	0	0	0	0	0	0	0	0
(a) Individual																		
(i) Individual shareholders holding nominal share capital up to Rs. 2 lakhs		593	472400	0	0	472400	17.76	472400	0	472400	17.76	0	0	0	0	0	0	0
(ii) Individual shareholders holding nominal share capital in excess of Rs. 2 lakhs		1	33400	0	0	33400	1.25	33400	0	33400	1.25	0	0	0	0	0	0	0
(b) NBFIs registered with RBI		0	0	0	0	0	0	0	0	0	0	0	0	0	0	0	0	0
(c) Employee Trusts		0	0	0	0	0	0	0	0	0	0	0	0	0	0	0	0	0
(d) Overseas Depositors/holding DRs (balancing figure)		0	0	0	0	0	0	0	0	0	0	0	0	0	0	0	0	0
(e) Clearing Members		0	0	0	0	0	0	0	0	0	0	0	0	0	0	0	0	0
Any Other (Specify)																		
Body Corporate		13	377400	0	0	377400	14.18	377400	0	377400	14.18	0	0	0	0	0	0	0
NRI/OCBs		24	116400	0	0	116400	4.37	116400	0	116400	4.37	0	0	0	0	0	0	0
Sub-Total (B)(3)		631	999600	0	0	999600	37.56	999600	0	999600	37.56	0	0	0	0	0	0	0
Total Public Shareholding (B)=(B)(1)+(B)(2)+(B)(3)		632	1068000	0	0	1068000	40.14	1068000	0	1068000	40.13	0	0	0	0	0	0	0




Table IV - Statement showing shareholding pattern of the Non Promoter - Non Public shareholder

Category & Name of shareholders (i)	PAN (ii)	Nos. of shareholders (iii)	No. of fully paid-up equity shares held (iv)	No. of partly paid up equity shares held (v)	Nos. of shares underlying Depository Receipt (vi)	Shareholding % calculated as per SCRR, 1957 As a % of (A+B+C2) (viii)	Number of Voting Rights held in each class of securities (ix)			No. of Shares Underlying Outstanding convertible securities (including Warrants) (x)	Shareholding as a % assuming full conversion of convertible securities (as a percentage of diluted share capital) (VII)+(XI) as a % of (A+B+C)	Number of Locked in shares (XII)		Number of Shares pledged or otherwise encumbered (b)	Number of equity shares held in dematerialized form (XIV)
							No. of Voting Rights Class x	Total Class y	Total % of Total Voting rights			No. (a)	As a % of total Shares held (b)		
(1) Custodian, DR Holder															
(2) Employee Benefit Trust (under SEBI (share based Employee Benefit) Regulations, 2014															
Total Non-Promoter - Non-Public Shareholding (C)=(C1)+(C)+2)															

NOT APPLICABLE

NOT APPLICABLE

NIL

